

# Quilt throw pattern

Finished Size 54" x 63"

Block size 13½" x 18"

**Cutting** – from each of 14 fat quarters

2 rectangles, 5" x 8" – A

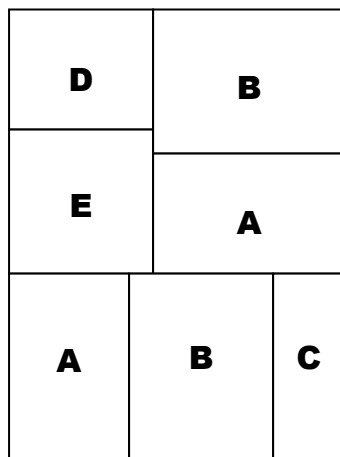
2 rectangles, 6½" x 8" – B

1 rectangle, 3½" x 8" – C

1 rectangle, 5" x 6½" - D

1 square, 6½" x 6½" – E

\*All seam allowance is ¼"



Completed block x 14

Row 1 and 3 are made

up of 4 blocks.

Row 2 and 4 are made

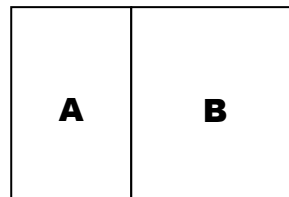
up with 3 blocks turned vertically clockwise.

Join rows to complete quilt

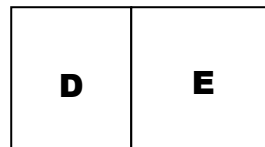
Baste quilt - top, batting, backing together and quilt as desired.

Bind quilt.

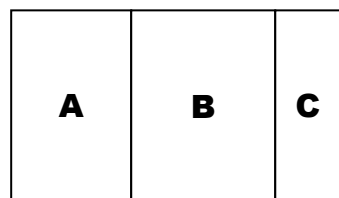
## Construction



With right sides together, randomly stitch A to B on the 8" side to make AB. Press to A. Make 28



With right sides together, randomly stitch D to E on 6½" side to make DE. Press to E. Make 14.

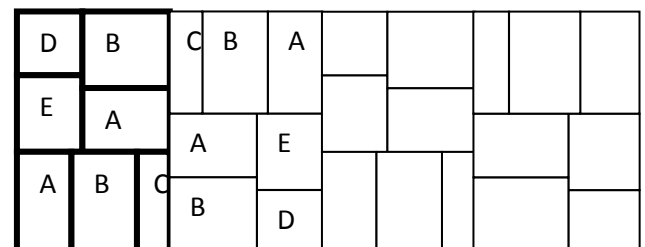


With right sides together, add C to the B side of the AB unit to form. Press to C. 14 ABC units.

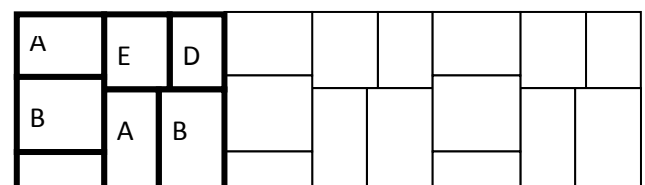
With right sides together sew DE units to - AB unit. Press to DE. Now sew the remaining ABC units randomly to the bottom of the above units. Press EA.

## Placement


Row 1



Row 2



Row 3



Row 4

